



Ideal Lighting Systems Pvt. Ltd.

COMPLETE LIGHTING SOLUTION

Plot No.209/9, GEB Office ROAD, GIDC Ankleshwar- 393002
GUJARAT, INDIA. TEL :- (02646) 220245, FAX :- 222713
www.ilsgroup.in, www.ils.cc Email. swagatank@gmail.com, info@ils.cc,

Electrical Analysis Report With Harmonics

Product : LED Weather Proof High Bay - Standard45W

Product Code : WPMBSTD-45-XX-YY

Ideal Lighting Systems Pvt. Ltd

Operator Name

Umesh Chandra Maurya
Electrical Engg.

Product : LED Weather Proof High Bay -Standard45W

Product Code : WPMBSTD-45-XX-YY

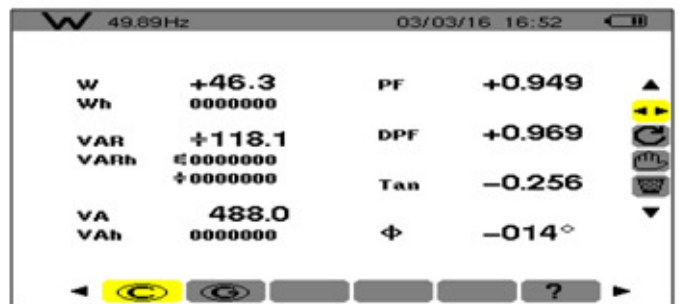
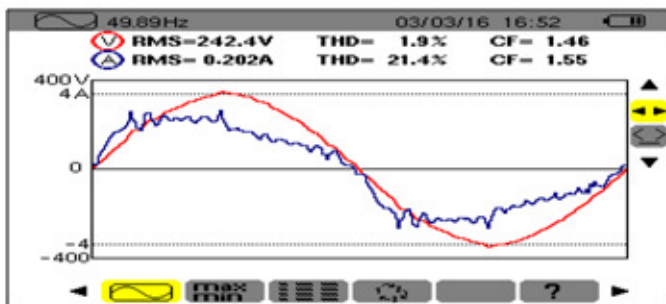
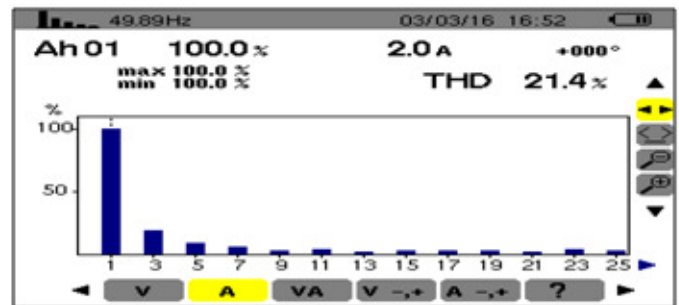
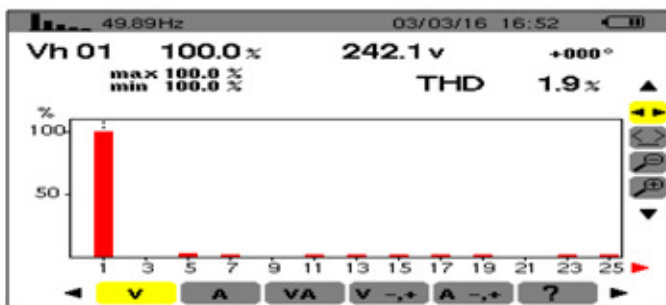
Recording Start Date 03-Mar-16

Recording Duration 5:00 (min:s)

Instrument ID Model C.A 8230 - 103247 1.6

Database File Name Trend PLD60_1.dvb

Instrument Configuration Connection Type: Single-Phase



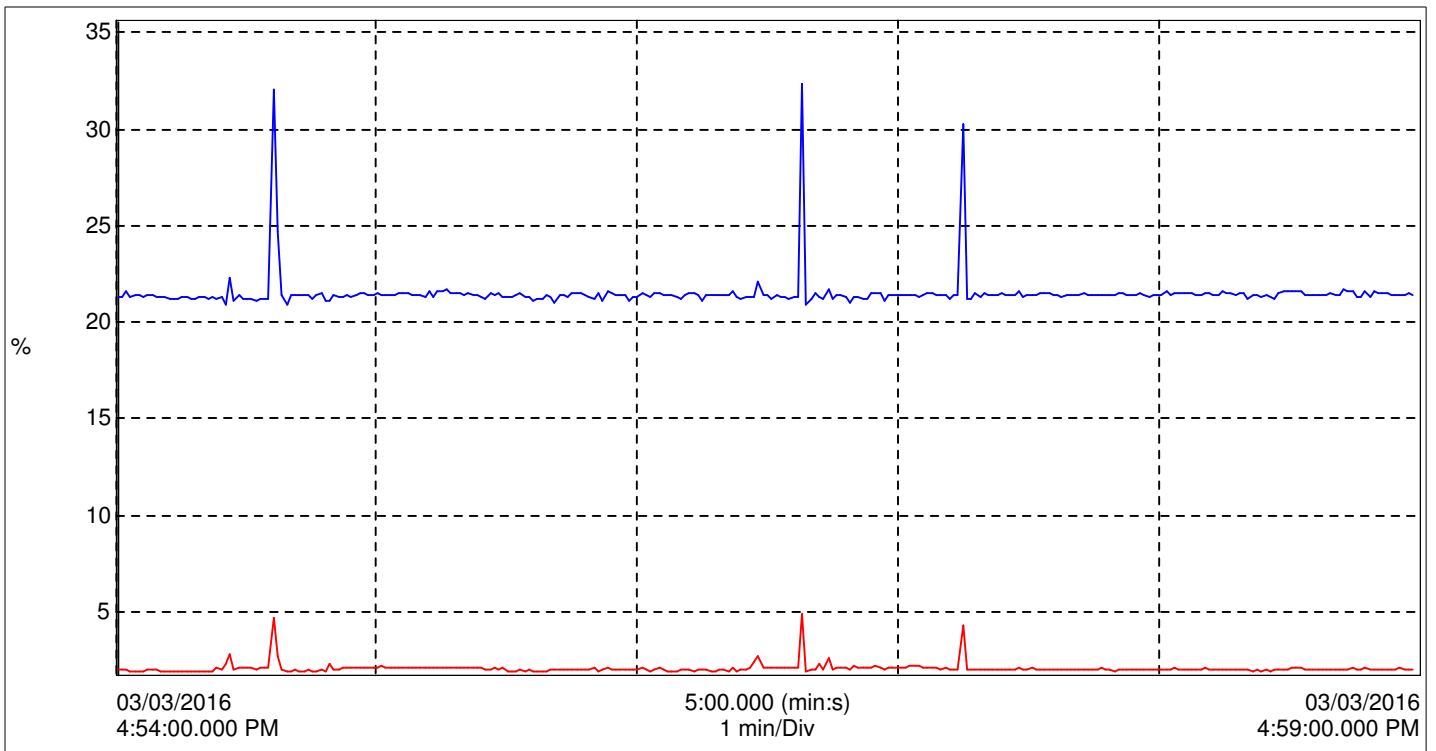


Ideal Lighting Systems Pvt. Ltd.

COMPLETE LIGHTING SOLUTION

Plot No.209/9, GEB Office ROAD, GIDC Ankleshwar- 393002
GUJARAT, INDIA. TEL :- (02646) 220245, FAX :- 222713
www.ilsgroup.in, www.ils.cc Email. swagatank@gmail.com, info@ils.cc,

Title : Total Harmonics Distortion Graph
Product : LED Weather Proof High Bay -Standard45W
Product Code : WPMBSTD-45-XX-YY



Graph - Total Harmonics Distortion - ATHD / VTHD

03/03/2016 - 4:54:00.000 PM
Value
2.000 — V THD
21.30 — A THD





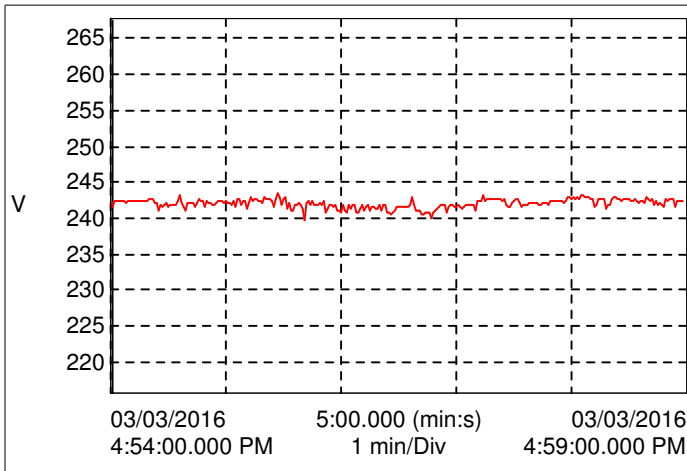
Ideal Lighting Systems Pvt. Ltd.

COMPLETE LIGHTING SOLUTION

Plot No.209/9, GEB Office ROAD, GIDC Ankleshwar- 393002
 GUJARAT, INDIA. TEL :- (02646) 220245, FAX :- 222713
 www.ilsgroup.in, www.ils.cc Email. swagatank@gmail.com, info@ils.cc,

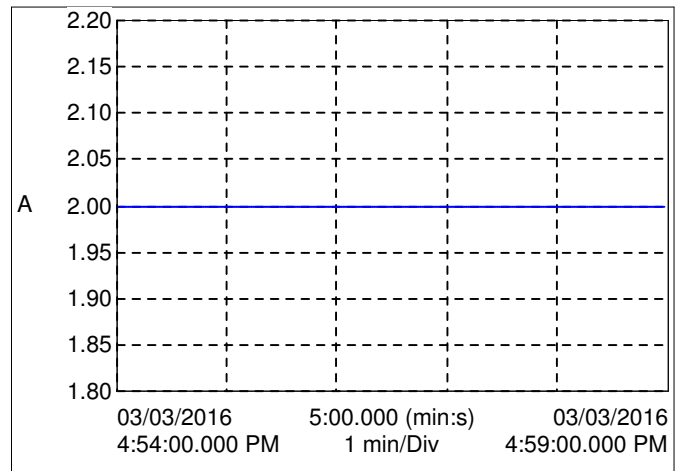
Title : Graphs – Voltage/ Current/ Power/ PF
Product : LED Weather Proof High Bay- Standard45W
Product Code : WPMBSTD-45-XX-YY

Graph - Voltage (Vrms)



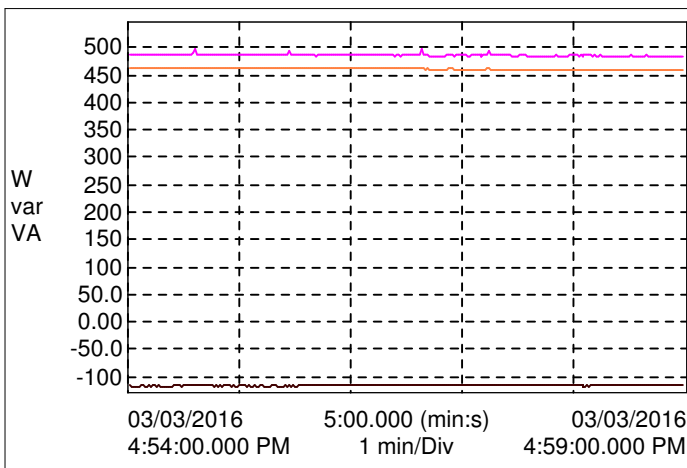
03/03/2016 - 4:54:00.000 PM
 Value
 242.2 — V RMS

Graph - Current (Arms)



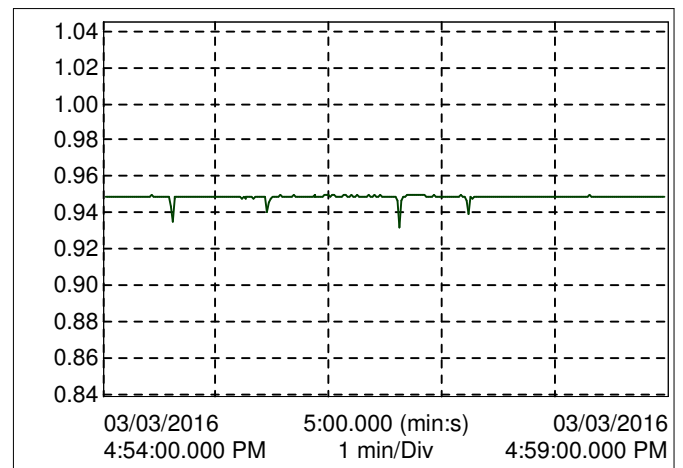
03/03/2016 - 4:54:00.000 PM
 Value
 2.000 — A RMS

Graph - True Power (W) / Apparent Power (VA) /
 Reactive Power (var)



03/03/2016 - 4:54:00.000 PM
 Value
 461.6 — W1
 -116.7 — var1
 486.3 — VA1

Graph - Power Factor (PF)



03/03/2016 - 4:54:00.000 PM
 Value
 0.949 — PF1