



# Ideal Lighting Systems Pvt. Ltd.

## COMPLETE LIGHTING SOLUTION

Plot No.209/9, GEB Office ROAD, GIDC Ankleshwar- 393002  
GUJARAT, INDIA. TEL :- (02646) 220245, FAX :- 222713  
www.ilsgroup.in, www.ils.cc Email. swagatank@gmail.com, info@ils.cc,

### Electrical Analysis Report With Harmonics

Product : LED Weather Proof High Bay – Platinum45W

Product Code : WPMBEHB-45-XX-YY

Ideal Lighting Systems Pvt. Ltd

#### Operator Name

Umesh Chandra Maurya  
Electrical Engg.

Product : LED Weather Proof High Bay -Platinum45W

Product Code : WPMBEHB-45-XX-YY

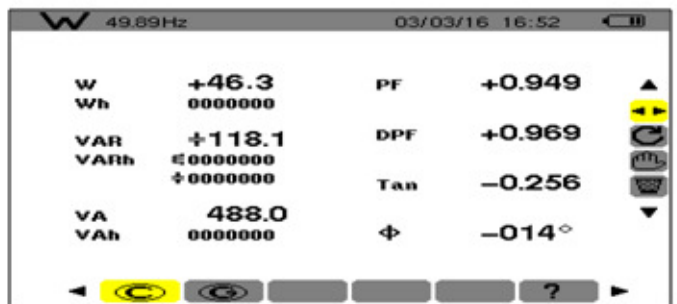
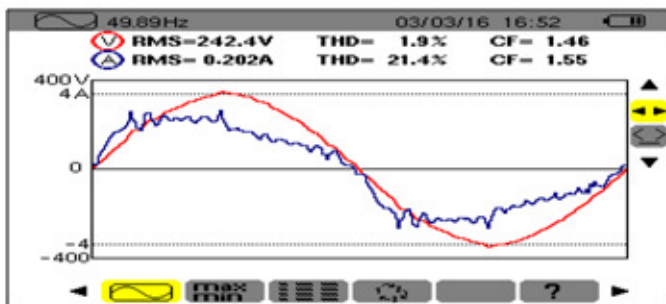
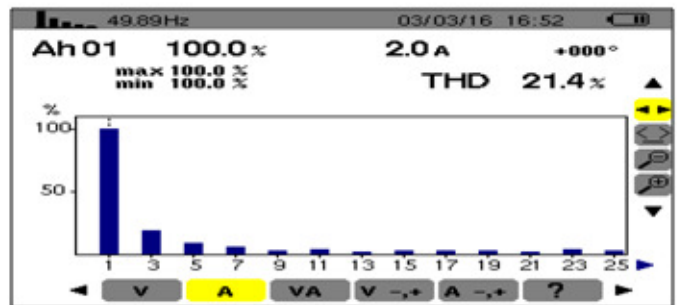
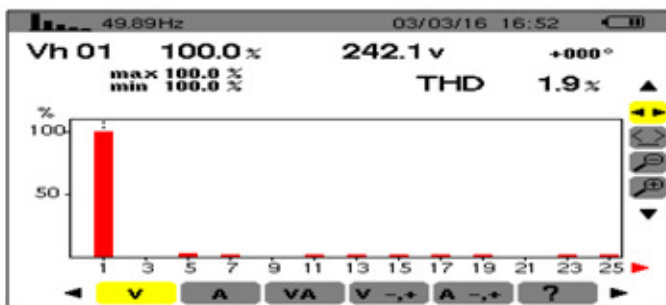
Recording Start Date 03-Mar-16

Recording Duration 5:00 (min:s)

Instrument ID Model C.A 8230 - 103247 1.6

Database File Name Trend PLD60\_1.dvb

Instrument Configuration Connection Type: Single-Phase



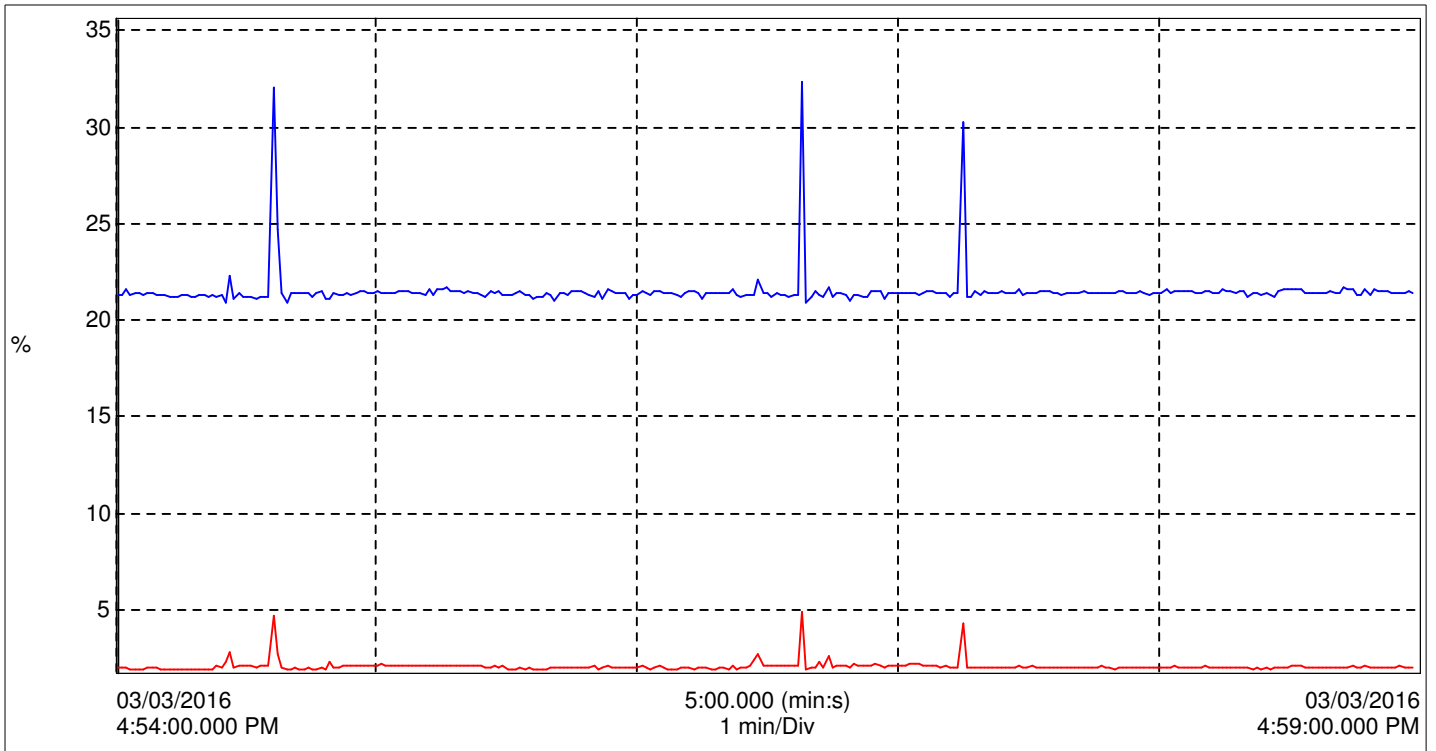


# Ideal Lighting Systems Pvt. Ltd.

## COMPLETE LIGHTING SOLUTION

Plot No.209/9, GEB Office ROAD, GIDC Ankleshwar- 393002  
GUJARAT, INDIA. TEL :- (02646) 220245, FAX :- 222713  
www.ilsgroup.in, www.ils.cc Email. swagatank@gmail.com, info@ils.cc,

Title : Total Harmonics Distortion Graph  
Product : LED Weather Proof High Bay -Platinum45W  
Product Code : WPMBEHB-45-XX-YY



Graph - Total Harmonics Distortion - ATHD / VTHD

03/03/2016 - 4:54:00.000 PM  
Value  
2.000 — V THD  
21.30 — A THD





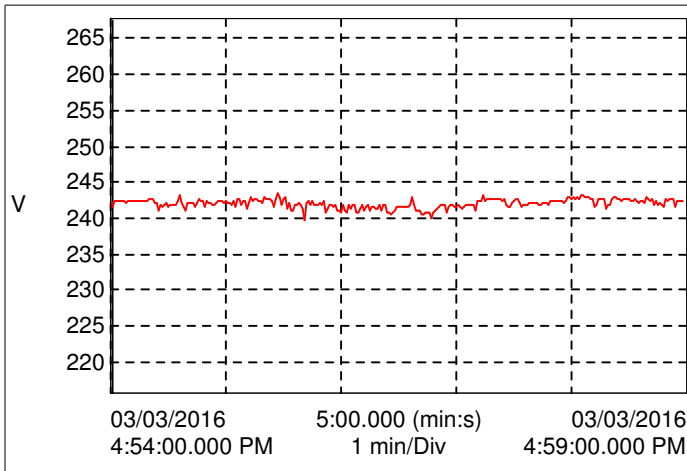
# Ideal Lighting Systems Pvt. Ltd.

**COMPLETE LIGHTING SOLUTION**

Plot No.209/9, GEB Office ROAD, GIDC Ankleshwar- 393002  
 GUJARAT, INDIA. TEL :- (02646) 220245, FAX :- 222713  
 www.ilsgroup.in, www.ils.cc Email. swagatank@gmail.com, info@ils.cc,

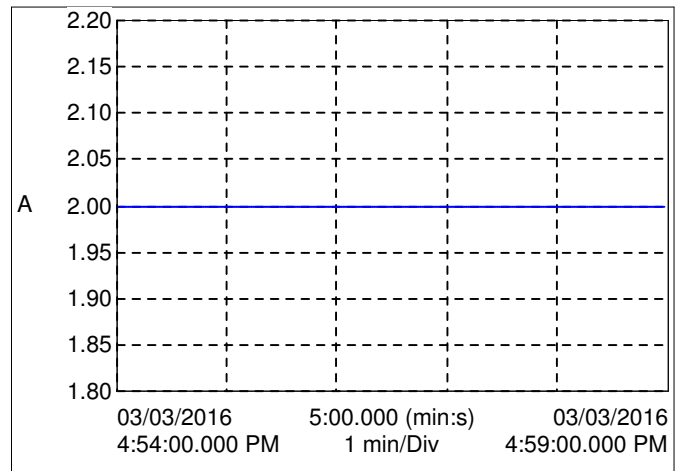
**Title** : Graphs – Voltage/ Current/ Power/ PF  
**Product** : LED Weather Proof High Bay- Platinum45W  
**Product Code** : WPMBEHB-45-XX-YY

Graph - Voltage (Vrms)



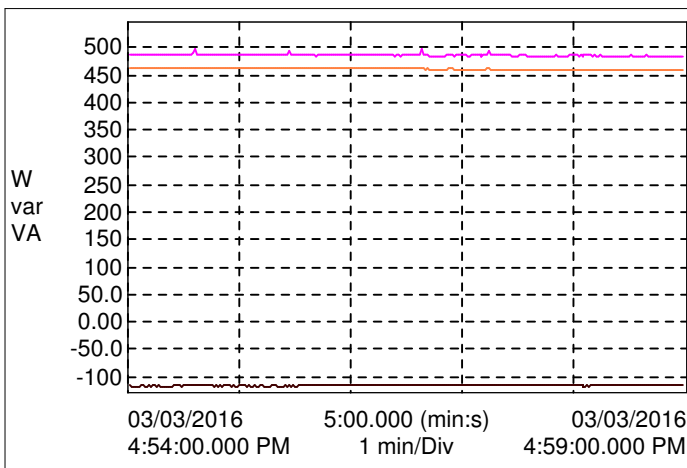
03/03/2016 - 4:54:00.000 PM  
 Value  
 242.2 — V RMS

Graph - Current (Arms)



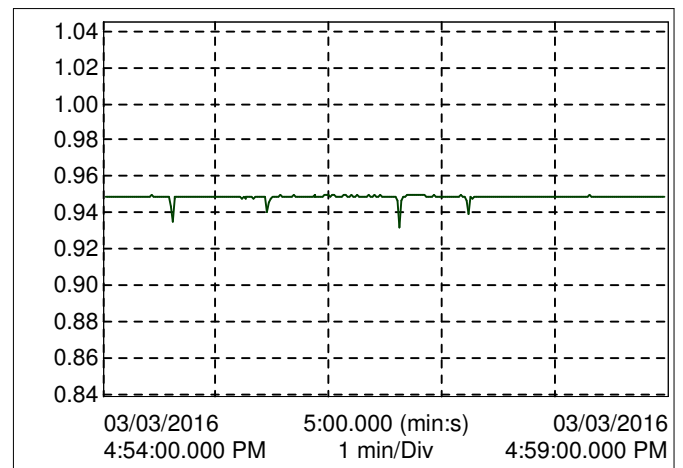
03/03/2016 - 4:54:00.000 PM  
 Value  
 2.000 — A RMS

Graph - True Power (W) / Apparent Power (VA) /  
 Reactive Power (var)



03/03/2016 - 4:54:00.000 PM  
 Value  
 461.6 — W1  
 -116.7 — var1  
 486.3 — VA1

Graph - Power Factor (PF)



03/03/2016 - 4:54:00.000 PM  
 Value  
 0.949 — PF1